





Building Drainage



2024

Premium & Plus
Product Price List

ACO ShowerDrain

Effective March 1, 2024

Premium ShowerChannel Bodies

■ Includes leveling feet

Plain Edge Channel

CENTER OUTLET

Finish	Part No.	Price \$	Length in (mm)	Weight lbs
Brushed Stainless	93861	593.00	27.55 (700)	2.5
	93864	603.00	31.50 (800)	2.6
	93865	618.00	35.43 (900)	3.0
	93869	636.00	39.37 (1000)	3.2
	93872	670.00	47.25 (1200)	3.7
	93816	700.00	55.12 (1400)	4.2
Matte Black	37395	750.00	59.05 (1500)	4.6
	37604	779.00	27.55 (700)	2.5
	37605	796.00	31.50 (800)	2.6
	37606	819.00	35.43 (900)	3.0
	37607	846.00	39.37 (1000)	3.2
	37608	891.00	47.25 (1200)	3.7
Oil-Rubbed Bronze	37609	931.00	55.12 (1400)	4.2
	37610	994.00	59.05 (1500)	4.6
	93180	779.00	27.55 (700)	2.5
	37665	796.00	31.50 (800)	2.6
	93184	819.00	35.43 (900)	3.0
	37666	846.00	39.37 (1000)	3.2
Satin Brass	93182	891.00	47.25 (1200)	3.7
	37667	931.00	55.12 (1400)	4.2
	37668	994.00	59.05 (1500)	4.6
	37732	1,194.00	27.55 (700)	2.5
	37733	1,217.00	31.50 (800)	2.6
	37734	1,257.00	35.43 (900)	3.0
Rose Gold	37735	1,295.00	39.37 (1000)	3.2
	37736	1,363.00	47.25 (1200)	3.7
	37737	1,426.00	55.12 (1400)	4.2
	37738	1,513.00	59.05 (1500)	4.6
	37804	1,194.00	27.55 (700)	2.5
	37805	1,217.00	31.50 (800)	2.6
Black Nickel	37806	1,257.00	35.43 (900)	3.0
	37807	1,295.00	39.37 (1000)	3.2
	37808	1,363.00	47.25 (1200)	3.7
	37809	1,426.00	55.12 (1400)	4.2
	37810	1,513.00	59.05 (1500)	4.6
	37874	1,194.00	27.55 (700)	2.5
Black Nickel	37875	1,217.00	31.50 (800)	2.6
	37876	1,257.00	35.43 (900)	3.0
	37877	1,295.00	39.37 (1000)	3.2
	37878	1,363.00	47.25 (1200)	3.7
	37879	1,426.00	55.12 (1400)	4.2
	37880	1,513.00	59.05 (1500)	4.6



CLASSIC FINISH



CLASSIC FINISH



LUXURY FINISH



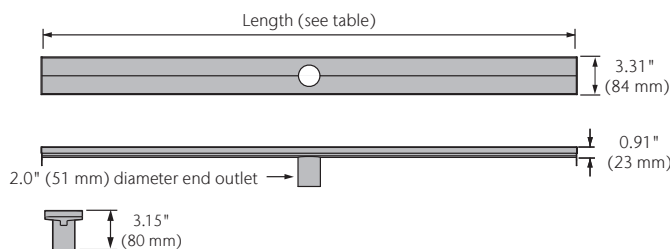
LUXURY FINISH



LUXURY FINISH



LUXURY FINISH



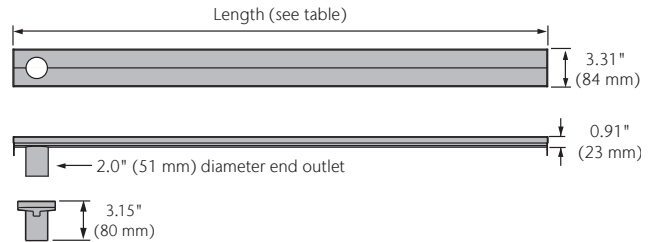
Premium ShowerChannel Bodies

■ Includes leveling feet

Plain Edge Channel (cont.)

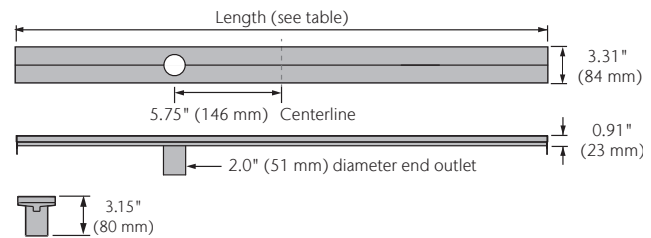
END OUTLET*

Finish	Part No.	Price \$	Length in (mm)	Weight lbs
	91877	593.00	27.55 (700)	2.5
	91878	603.00	31.50 (800)	2.6
Brushed	91879	618.00	35.43 (900)	3.0
Stainless	91880	636.00	39.37 (1000)	3.2
	91881	670.00	47.25 (1200)	3.7
	91882	701.00	55.12 (1400)	4.2



OFFSET OUTLET*

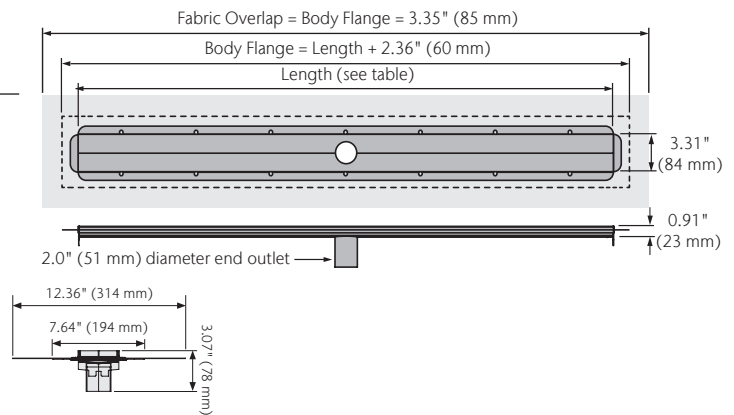
Finish	Part No.	Price \$	Length in (mm)	Weight lbs
	92226	593.00	27.55 (700)	2.5
Brushed	92225	603.00	31.50 (800)	2.6
Stainless	92224	618.00	35.43 (900)	3.0
	92223	636.00	39.37 (1000)	3.2



Weeping Flange Channel

CENTER OUTLET

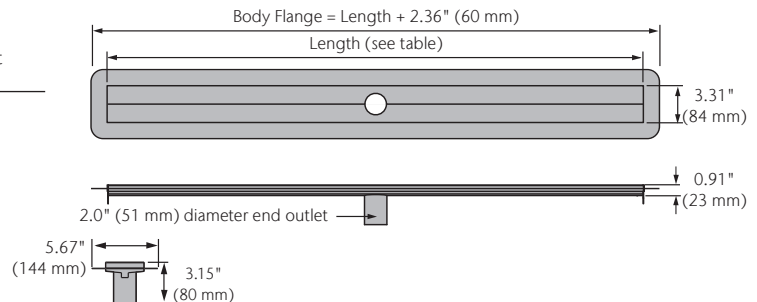
Finish	Part No.	Price \$	Length in (mm)	Weight lbs
	92179	788.00	27.55 (700)	3.4
	92180	810.00	31.50 (800)	3.6
Brushed	92181	830.00	35.43 (900)	4.1
Stainless	92182	857.00	39.37 (1000)	4.5
	92183	885.00	47.25 (1200)	5.2
	92184	907.00	55.12 (1400)	5.9



Flange Edge Channel

CENTER OUTLET

Finish	Part No.	Price \$	Length in (mm)	Weight lbs
	93866	631.00	27.55 (700)	3.4
	93873	648.00	31.50 (800)	3.6
Brushed	93862	667.00	35.43 (900)	4.1
Stainless	93870	687.00	39.37 (1000)	4.5
	93875	707.00	47.25 (1200)	5.2
	93817	731.00	55.12 (1400)	5.9



* Limited Availability. Please Contact ACO for stock inquiries.

Premium ShowerChannel Grates

■ Includes lifting key


Flag



CLASSIC FINISH




CLASSIC FINISH




CLASSIC FINISH



LUXURY FINISH



LUXURY FINISH



LUXURY FINISH



LUXURY FINISH

Finish	Part No.	Price \$	Length in (mm)	Weight lbs
Brushed Stainless	37369	235.00	27.55 (700)	1.6
	37370	248.00	31.50 (800)	1.8
	37371	262.00	35.43 (900)	2.1
	37372	275.00	39.37 (1000)	2.2
	37373	302.00	47.25 (1200)	2.8
	37417	327.00	55.12 (1400)	3.4
	37378	350.00	59.05 (1500)	3.6
Polished Chrome	37492	367.00	27.55 (700)	1.6
	37493	388.00	31.50 (800)	1.8
	37494	410.00	35.43 (900)	2.1
	37495	431.00	39.37 (1000)	2.2
	37496	467.00	47.25 (1200)	2.8
	37497	502.00	55.12 (1400)	3.4
	37498	534.00	59.05 (1500)	3.6
Matte Black	37541	367.00	27.55 (700)	1.6
	37542	388.00	31.50 (800)	1.8
	37543	410.00	35.43 (900)	2.1
	37544	431.00	39.37 (1000)	2.2
	37545	467.00	47.25 (1200)	2.8
	37546	502.00	55.12 (1400)	3.4
	37547	534.00	59.05 (1500)	3.6
Oil-Rubbed Bronze	37611	367.00	27.55 (700)	1.6
	37612	388.00	31.50 (800)	1.8
	37613	410.00	35.43 (900)	2.1
	37614	431.00	39.37 (1000)	2.2
	37615	467.00	47.25 (1200)	2.8
	37616	502.00	55.12 (1400)	3.4
	37617	534.00	59.05 (1500)	3.6
Satin Brass	37669	956.00	27.55 (700)	1.6
	37670	979.00	31.50 (800)	1.8
	37671	1,002.00	35.43 (900)	2.1
	37672	1,025.00	39.37 (1000)	2.2
	37673	1,050.00	47.25 (1200)	2.8
	37674	1,072.00	55.12 (1400)	3.4
	37675	1,139.00	59.05 (1500)	3.6
Rose Gold	37741	956.00	27.55 (700)	1.6
	37742	979.00	31.50 (800)	1.8
	37743	1,002.00	35.43 (900)	2.1
	37744	1,025.00	39.37 (1000)	2.2
	37745	1,050.00	47.25 (1200)	2.8
	37746	1,072.00	55.12 (1400)	3.4
	37747	1,139.00	59.05 (1500)	3.6
Black Nickel	37811	956.00	27.55 (700)	1.6
	37812	979.00	31.50 (800)	1.8
	37813	1,002.00	35.43 (900)	2.1
	37814	1,025.00	39.37 (1000)	2.2
	37815	1,050.00	47.25 (1200)	2.8
	37816	1,072.00	55.12 (1400)	3.4
	37817	1,139.00	59.05 (1500)	3.6

Premium ShowerChannel Grates

■ Includes lifting key


Hawaii



CLASSIC FINISH



CLASSIC FINISH



CLASSIC FINISH



LUXURY FINISH



LUXURY FINISH



LUXURY FINISH



LUXURY FINISH

Finish	Part No.	Price \$	Length in (mm)	Weight lbs
Brushed Stainless	37398	235.00	27.55 (700)	1.6
	37399	248.00	31.50 (800)	1.8
	37400	262.00	35.43 (900)	2.1
	37401	275.00	39.37 (1000)	2.2
	37402	302.00	47.25 (1200)	2.8
	37414	327.00	55.12 (1400)	3.4
	37384	350.00	59.05 (1500)	3.8
Polished Chrome	37499	367.00	27.55 (700)	1.6
	37500	388.00	31.50 (800)	1.8
	37501	410.00	35.43 (900)	2.1
	37502	431.00	39.37 (1000)	2.2
	37503	467.00	47.25 (1200)	2.8
	37504	502.00	55.12 (1400)	3.4
	37505	534.00	59.05 (1500)	3.8
Matte Black	37548	367.00	27.55 (700)	1.6
	37549	388.00	31.50 (800)	1.8
	37550	410.00	35.43 (900)	2.1
	37551	431.00	39.37 (1000)	2.2
	37552	467.00	47.25 (1200)	2.8
	37553	502.00	55.12 (1400)	3.4
	37554	534.00	59.05 (1500)	3.8
Oil-Rubbed Bronze	37618	367.00	27.55 (700)	1.6
	37619	388.00	31.50 (800)	1.8
	37620	410.00	35.43 (900)	2.1
	37621	431.00	39.37 (1000)	2.2
	37622	467.00	47.25 (1200)	2.8
	37623	502.00	55.12 (1400)	3.4
	37624	534.00	59.05 (1500)	3.8
Satin Brass	37676	956.00	27.55 (700)	1.6
	37677	979.00	31.50 (800)	1.8
	37678	1,002.00	35.43 (900)	2.1
	37679	1,025.00	39.37 (1000)	2.2
	37680	1,050.00	47.25 (1200)	2.8
	37681	1,072.00	55.12 (1400)	3.4
	37682	1,139.00	59.05 (1500)	3.8
Rose Gold	37748	956.00	27.55 (700)	1.6
	37749	979.00	31.50 (800)	1.8
	37750	1,002.00	35.43 (900)	2.1
	37751	1,025.00	39.37 (1000)	2.2
	37752	1,050.00	47.25 (1200)	2.8
	37753	1,072.00	55.12 (1400)	3.4
	37754	1,139.00	59.05 (1500)	3.8
Black Nickel	37818	956.00	27.55 (700)	1.6
	37819	979.00	31.50 (800)	1.8
	37820	1,002.00	35.43 (900)	2.1
	37821	1,025.00	39.37 (1000)	2.2
	37822	1,050.00	47.25 (1200)	2.8
	37823	1,072.00	55.12 (1400)	3.4
	37824	1,139.00	59.05 (1500)	3.8

Premium ShowerChannel Grates

■ Includes lifting key

Mix




CLASSIC FINISH



CLASSIC FINISH




CLASSIC FINISH




LUXURY FINISH



LUXURY FINISH



LUXURY FINISH



LUXURY FINISH

Finish	Part No.	Price \$	Length in (mm)	Weight lbs
Brushed Stainless	37403	235.00	27.55 (700)	1.7
	37404	248.00	31.50 (800)	1.9
	37405	262.00	35.43 (900)	2.1
	37406	275.00	39.37 (1000)	2.4
	37407	302.00	47.25 (1200)	2.9
	37415	327.00	55.12 (1400)	3.4
	37385	350.00	59.05 (1500)	3.7
Polished Chrome	37506	367.00	27.55 (700)	1.7
	37507	388.00	31.50 (800)	1.9
	37508	410.00	35.43 (900)	2.1
	37509	431.00	39.37 (1000)	2.4
	37510	467.00	47.25 (1200)	2.9
	37511	502.00	55.12 (1400)	3.4
	37512	534.00	59.05 (1500)	3.7
Matte Black	37555	367.00	27.55 (700)	1.7
	37556	388.00	31.50 (800)	1.9
	37557	410.00	35.43 (900)	2.1
	37558	431.00	39.37 (1000)	2.4
	37559	467.00	47.25 (1200)	2.9
	37560	502.00	55.12 (1400)	3.4
	37561	534.00	59.05 (1500)	3.7
Oil-Rubbed Bronze	37625	367.00	27.55 (700)	1.7
	37626	388.00	31.50 (800)	1.9
	37627	410.00	35.43 (900)	2.1
	37628	431.00	39.37 (1000)	2.4
	37629	467.00	47.25 (1200)	2.9
	37630	502.00	55.12 (1400)	3.4
	37631	534.00	59.05 (1500)	3.7
Satin Brass	37683	956.00	27.55 (700)	1.7
	37684	979.00	31.50 (800)	1.9
	37685	1,002.00	35.43 (900)	2.1
	37686	1,025.00	39.37 (1000)	2.4
	37687	1,050.00	47.25 (1200)	2.9
	37688	1,072.00	55.12 (1400)	3.4
	37689	1,139.00	59.05 (1500)	3.7
Rose Gold	37755	956.00	27.55 (700)	1.7
	37756	979.00	31.50 (800)	1.9
	37757	1,002.00	35.43 (900)	2.1
	37758	1,025.00	39.37 (1000)	2.4
	37759	1,050.00	47.25 (1200)	2.9
	37760	1,072.00	55.12 (1400)	3.4
	37761	1,139.00	59.05 (1500)	3.7
Black Nickel	37825	956.00	27.55 (700)	1.7
	37826	979.00	31.50 (800)	1.9
	37827	1,002.00	35.43 (900)	2.1
	37828	1,025.00	39.37 (1000)	2.4
	37829	1,050.00	47.25 (1200)	2.9
	37830	1,072.00	55.12 (1400)	3.4
	37831	1,139.00	59.05 (1500)	3.7

Premium ShowerChannel Grates

■ Includes lifting key

Piano



CLASSIC FINISH




CLASSIC FINISH




CLASSIC FINISH



LUXURY FINISH



LUXURY FINISH



LUXURY FINISH




LUXURY FINISH

Finish	Part No.	Price \$	Length in (mm)	Weight lbs
Brushed Stainless	37450	235.00	27.55 (700)	1.7
	37451	248.00	31.50 (800)	1.9
	37452	262.00	35.43 (900)	2.1
	37453	275.00	39.37 (1000)	2.4
	37454	302.00	47.25 (1200)	2.9
	37455	327.00	55.12 (1400)	3.4
	37386	350.00	59.05 (1500)	3.6
Polished Chrome	37513	367.00	27.55 (700)	1.7
	37514	388.00	31.50 (800)	1.9
	37515	410.00	35.43 (900)	2.1
	37516	431.00	39.37 (1000)	2.4
	37517	467.00	47.25 (1200)	2.9
	37518	502.00	55.12 (1400)	3.4
	37519	534.00	59.05 (1500)	3.6
Matte Black	37562	367.00	27.55 (700)	1.7
	37563	388.00	31.50 (800)	1.9
	37564	410.00	35.43 (900)	2.1
	37565	431.00	39.37 (1000)	2.4
	37566	467.00	47.25 (1200)	2.9
	37567	502.00	55.12 (1400)	3.4
	37568	534.00	59.05 (1500)	3.6
Oil-Rubbed Bronze	37632	367.00	27.55 (700)	1.7
	37633	388.00	31.50 (800)	1.9
	37634	410.00	35.43 (900)	2.1
	37635	431.00	39.37 (1000)	2.4
	37636	467.00	47.25 (1200)	2.9
	37637	502.00	55.12 (1400)	3.4
	37638	534.00	59.05 (1500)	3.6
Satin Brass	37690	956.00	27.55 (700)	1.7
	37691	979.00	31.50 (800)	1.9
	37692	1,002.00	35.43 (900)	2.1
	37693	1,025.00	39.37 (1000)	2.4
	37694	1,050.00	47.25 (1200)	2.9
	37695	1,072.00	55.12 (1400)	3.4
	37696	1,139.00	59.05 (1500)	3.6
Rose Gold	37762	956.00	27.55 (700)	1.7
	37763	979.00	31.50 (800)	1.9
	37764	1,002.00	35.43 (900)	2.1
	37765	1,025.00	39.37 (1000)	2.4
	37766	1,050.00	47.25 (1200)	2.9
	37767	1,072.00	55.12 (1400)	3.4
	37768	1,139.00	59.05 (1500)	3.6
Black Nickel	37832	956.00	27.55 (700)	1.7
	37833	979.00	31.50 (800)	1.9
	37834	1,002.00	35.43 (900)	2.1
	37835	1,025.00	39.37 (1000)	2.4
	37836	1,050.00	47.25 (1200)	2.9
	37837	1,072.00	55.12 (1400)	3.4
	37838	1,139.00	59.05 (1500)	3.6


Premium ShowerChannel Grates

■ Includes lifting key


Quadrato




CLASSIC FINISH




CLASSIC FINISH




CLASSIC FINISH



LUXURY FINISH



LUXURY FINISH



LUXURY FINISH



LUXURY FINISH

Finish	Part No.	Price \$	Length in (mm)	Weight lbs
Brushed Stainless	37359	235.00	27.55 (700)	1.7
	37360	248.00	31.50 (800)	1.9
	37361	262.00	35.43 (900)	2.1
	37362	275.00	39.37 (1000)	2.4
	37363	302.00	47.25 (1200)	2.9
	37418	327.00	55.12 (1400)	3.4
	37390	350.00	59.05 (1500)	3.8
Polished Chrome	37520	367.00	27.55 (700)	1.7
	37521	388.00	31.50 (800)	1.9
	37522	410.00	35.43 (900)	2.1
	37523	431.00	39.37 (1000)	2.4
	37524	467.00	47.25 (1200)	2.9
	37525	502.00	55.12 (1400)	3.4
	37526	534.00	59.05 (1500)	3.8
Matte Black	37569	367.00	27.55 (700)	1.7
	37570	388.00	31.50 (800)	1.9
	37571	410.00	35.43 (900)	2.1
	37572	431.00	39.37 (1000)	2.4
	37573	467.00	47.25 (1200)	2.9
	37574	502.00	55.12 (1400)	3.4
	37575	534.00	59.05 (1500)	3.8
Oil-Rubbed Bronze	37317	367.00	27.55 (700)	1.7
	37639	388.00	31.50 (800)	1.9
	37303	410.00	35.43 (900)	2.1
	37640	431.00	39.37 (1000)	2.4
	37307	467.00	47.25 (1200)	2.9
	37641	502.00	55.12 (1400)	3.4
	37642	534.00	59.05 (1500)	3.8
Satin Brass	37697	956.00	27.55 (700)	1.7
	37698	979.00	31.50 (800)	1.9
	37699	1,002.00	35.43 (900)	2.1
	37700	1,025.00	39.37 (1000)	2.4
	37701	1,050.00	47.25 (1200)	2.9
	37702	1,072.00	55.12 (1400)	3.4
	37703	1,139.00	59.05 (1500)	3.8
Rose Gold	37769	956.00	27.55 (700)	1.7
	37770	979.00	31.50 (800)	1.9
	37771	1,002.00	35.43 (900)	2.1
	37772	1,025.00	39.37 (1000)	2.4
	37773	1,050.00	47.25 (1200)	2.9
	37774	1,072.00	55.12 (1400)	3.4
	37775	1,139.00	59.05 (1500)	3.8
Black Nickel	37839	956.00	27.55 (700)	1.7
	37840	979.00	31.50 (800)	1.9
	37841	1,002.00	35.43 (900)	2.1
	37842	1,025.00	39.37 (1000)	2.4
	37843	1,050.00	47.25 (1200)	2.9
	37844	1,072.00	55.12 (1400)	3.4
	37845	1,139.00	59.05 (1500)	3.8

Premium ShowerChannel Grates

■ Includes lifting key


Wave



CLASSIC FINISH




CLASSIC FINISH




CLASSIC FINISH



LUXURY FINISH



LUXURY FINISH



LUXURY FINISH



LUXURY FINISH

Finish	Part No.	Price \$	Length in (mm)	Weight lbs
Brushed Stainless	37342	235.00	27.55 (700)	1.7
	37343	248.00	31.50 (800)	1.9
	37344	262.00	35.43 (900)	2.2
	37345	275.00	39.37 (1000)	2.5
	37346	302.00	47.25 (1200)	2.9
	37413	327.00	55.12 (1400)	3.4
	37391	350.00	59.05 (1500)	3.9
Polished Chrome	37527	367.00	27.55 (700)	1.7
	37528	388.00	31.50 (800)	1.9
	37529	410.00	35.43 (900)	2.2
	37530	431.00	39.37 (1000)	2.5
	37531	467.00	47.25 (1200)	2.9
	37532	502.00	55.12 (1400)	3.4
	37533	534.00	59.05 (1500)	3.9
Matte Black	37576	367.00	27.55 (700)	1.7
	37577	388.00	31.50 (800)	1.9
	37578	410.00	35.43 (900)	2.2
	37579	431.00	39.37 (1000)	2.5
	37580	467.00	47.25 (1200)	2.9
	37581	502.00	55.12 (1400)	3.4
	37582	534.00	59.05 (1500)	3.9
Oil-Rubbed Bronze	37312	367.00	27.55 (700)	1.7
	37643	388.00	31.50 (800)	1.9
	37308	410.00	35.43 (900)	2.2
	37644	431.00	39.37 (1000)	2.5
	37302	467.00	47.25 (1200)	2.9
	37645	502.00	55.12 (1400)	3.4
	37646	534.00	59.05 (1500)	3.9
Satin Brass	37704	956.00	27.55 (700)	1.7
	37705	979.00	31.50 (800)	1.9
	37706	1,002.00	35.43 (900)	2.2
	37707	1,025.00	39.37 (1000)	2.5
	37708	1,050.00	47.25 (1200)	2.9
	37709	1,072.00	55.12 (1400)	3.4
	37710	1,139.00	59.05 (1500)	3.9
Rose Gold	37776	956.00	27.55 (700)	1.7
	37777	979.00	31.50 (800)	1.9
	37778	1,002.00	35.43 (900)	2.2
	37779	1,025.00	39.37 (1000)	2.5
	37780	1,050.00	47.25 (1200)	2.9
	37781	1,072.00	55.12 (1400)	3.4
	37782	1,139.00	59.05 (1500)	3.9
Black Nickel	37846	956.00	27.55 (700)	1.7
	37847	979.00	31.50 (800)	1.9
	37848	1,002.00	35.43 (900)	2.2
	37849	1,025.00	39.37 (1000)	2.5
	37850	1,050.00	47.25 (1200)	2.9
	37851	1,072.00	55.12 (1400)	3.4
	37852	1,139.00	59.05 (1500)	3.9

Premium ShowerChannel Grates

■ Includes lifting key

Solid



CLASSIC FINISH



CLASSIC FINISH



CLASSIC FINISH



LUXURY FINISH



LUXURY FINISH



LUXURY FINISH




LUXURY FINISH

Finish	Part No.	Price \$	Length in (mm)	Weight lbs
Brushed Stainless	37476	235.00	27.55 (700)	1.7
	37477	248.00	31.50 (800)	1.9
	37478	262.00	35.43 (900)	2.1
	37479	275.00	39.37 (1000)	2.4
	37480	302.00	47.25 (1200)	2.9
	37481	327.00	55.12 (1400)	3.4
	37393	350.00	59.05 (1500)	3.7
Polished Chrome	37534	367.00	27.55 (700)	1.7
	37535	388.00	31.50 (800)	1.9
	37536	410.00	35.43 (900)	2.1
	37537	431.00	39.37 (1000)	2.4
	37538	467.00	47.25 (1200)	2.9
	37539	502.00	55.12 (1400)	3.4
	37540	534.00	59.05 (1500)	3.7
Matte Black	37590	367.00	27.55 (700)	1.7
	37591	388.00	31.50 (800)	1.9
	37592	410.00	35.43 (900)	2.1
	37593	431.00	39.37 (1000)	2.4
	37594	467.00	47.25 (1200)	2.9
	37595	502.00	55.12 (1400)	3.4
	37596	534.00	59.05 (1500)	3.7
Oil-Rubbed Bronze	37654	367.00	27.55 (700)	1.7
	37655	388.00	31.50 (800)	1.9
	37656	410.00	35.43 (900)	2.1
	37657	431.00	39.37 (1000)	2.4
	37658	467.00	47.25 (1200)	2.9
	37659	502.00	55.12 (1400)	3.4
	37660	534.00	59.05 (1500)	3.7
Satin Brass	37718	956.00	27.55 (700)	1.7
	37719	979.00	31.50 (800)	1.9
	37720	1,002.00	35.43 (900)	2.1
	37721	1,025.00	39.37 (1000)	2.4
	37722	1,050.00	47.25 (1200)	2.9
	37723	1,072.00	55.12 (1400)	3.4
	37724	1,139.00	59.05 (1500)	3.7
Rose Gold	37790	956.00	27.55 (700)	1.7
	37791	979.00	31.50 (800)	1.9
	37792	1,002.00	35.43 (900)	2.1
	37793	1,025.00	39.37 (1000)	2.4
	37794	1,050.00	47.25 (1200)	2.9
	37795	1,072.00	55.12 (1400)	3.4
	37796	1,139.00	59.05 (1500)	3.7
Black Nickel	37860	956.00	27.55 (700)	1.7
	37861	979.00	31.50 (800)	1.9
	37862	1,002.00	35.43 (900)	2.1
	37863	1,025.00	39.37 (1000)	2.4
	37864	1,050.00	47.25 (1200)	2.9
	37865	1,072.00	55.12 (1400)	3.4
	37866	1,139.00	59.05 (1500)	3.7

Premium ShowerChannel Grates

■ Includes lifting key

Linear




CLASSIC FINISH




CLASSIC FINISH




LUXURY FINISH



LUXURY FINISH



LUXURY FINISH



LUXURY FINISH

Finish	Part No.	Price \$	Length in (mm)	Weight lbs
Brushed Stainless	37420	452.00	27.55 (700)	3.1
	37421	482.00	31.50 (800)	3.5
	37422	505.00	35.43 (900)	3.9
	37423	536.00	39.37 (1000)	4.3
	37424	596.00	47.25 (1200)	5.2
	37425	657.00	55.12 (1400)	6.1
Matte Black	37583	617.00	27.55 (700)	3.1
	37584	657.00	31.50 (800)	3.5
	37585	689.00	35.43 (900)	3.9
	37586	731.00	39.37 (1000)	4.3
	37587	805.00	47.25 (1200)	5.2
	37588	881.00	55.12 (1400)	6.1
Oil-Rubbed Bronze	37647	617.00	27.55 (700)	3.1
	37648	657.00	31.50 (800)	3.5
	37649	689.00	35.43 (900)	3.9
	37650	731.00	39.37 (1000)	4.3
	37651	805.00	47.25 (1200)	5.2
	37652	881.00	55.12 (1400)	6.1
Satin Brass	37711	1,032.00	27.55 (700)	3.1
	37712	1,078.00	31.50 (800)	3.5
	37713	1,127.00	35.43 (900)	3.9
	37714	1,180.00	39.37 (1000)	4.3
	37715	1,278.00	47.25 (1200)	5.2
	37716	1,377.00	55.12 (1400)	6.1
Rose Gold	37783	1,032.00	27.55 (700)	3.1
	37784	1,078.00	31.50 (800)	3.5
	37785	1,127.00	35.43 (900)	3.9
	37786	1,180.00	39.37 (1000)	4.3
	37787	1,278.00	47.25 (1200)	5.2
	37788	1,377.00	55.12 (1400)	6.1
Black Nickel	37853	1,032.00	27.55 (700)	3.1
	37854	1,078.00	31.50 (800)	3.5
	37855	1,127.00	35.43 (900)	3.9
	37856	1,180.00	39.37 (1000)	4.3
	37857	1,278.00	47.25 (1200)	5.2
	37858	1,377.00	55.12 (1400)	6.1

Premium ShowerChannel Grates

■ Includes lifting key

Tile-In



CLASSIC FINISH



CLASSIC FINISH



LUXURY FINISH



LUXURY FINISH



LUXURY FINISH



LUXURY FINISH

Finish	Part No.	Price \$	Length in (mm)	Weight lbs
Brushed Stainless	37335	391.00	27.55 (700)	1.7
	37338	401.00	31.50 (800)	2.0
	37336	411.00	35.43 (900)	2.2
	37334	421.00	39.37 (1000)	2.5
	37332	433.00	47.25 (1200)	2.9
	37419	442.00	55.12 (1400)	3.3
	37394	475.00	59.05 (1500)	3.6
Matte Black	37597	547.00	27.55 (700)	1.7
	37598	564.00	31.50 (800)	2.0
	37599	581.00	35.43 (900)	2.2
	37600	598.00	39.37 (1000)	2.5
	37601	618.00	47.25 (1200)	2.9
	37602	634.00	55.12 (1400)	3.3
	37603	678.00	59.05 (1500)	3.6
Oil-Rubbed Bronze	37327	547.00	27.55 (700)	1.7
	37661	564.00	31.50 (800)	2.0
	37331	581.00	35.43 (900)	2.2
	37662	598.00	39.37 (1000)	2.5
	37310	618.00	47.25 (1200)	2.9
	37663	634.00	55.12 (1400)	3.3
	37664	678.00	59.05 (1500)	3.6
Satin Brass	37725	972.00	27.55 (700)	1.7
	37726	995.00	31.50 (800)	2.0
	37727	1,029.00	35.43 (900)	2.2
	37728	1,058.00	39.37 (1000)	2.5
	37729	1,100.00	47.25 (1200)	2.9
	37730	1,140.00	55.12 (1400)	3.3
	37731	1,300.00	59.05 (1500)	3.6
Rose Gold	37797	972.00	27.55 (700)	1.7
	37798	995.00	31.50 (800)	2.0
	37799	1,029.00	35.43 (900)	2.2
	37800	1,058.00	39.37 (1000)	2.5
	37801	1,100.00	47.25 (1200)	2.9
	37802	1,140.00	55.12 (1400)	3.3
	37803	1,300.00	59.05 (1500)	3.6
Black Nickel	37867	972.00	27.55 (700)	1.7
	37868	995.00	31.50 (800)	2.0
	37869	1,029.00	35.43 (900)	2.2
	37870	1,058.00	39.37 (1000)	2.5
	37871	1,100.00	47.25 (1200)	2.9
	37872	1,140.00	55.12 (1400)	3.3
	37873	1,300.00	59.05 (1500)	3.6



Premium ShowerPoint

Hawaii



Drain Body Type	Part No.	Price \$	Length in (mm)	Weight lbs
Shallow	37456	198.00	5.83 (148)	1.6
Deep	37223	291.00	5.83 (148)	1.6

Mix



Shallow	37457	198.00	5.83 (148)	1.6
Deep	37222	291.00	5.83 (148)	1.6

Quadrato



Shallow	37458	198.00	5.83 (148)	1.6
Deep	37225	291.00	5.83 (148)	1.6

Wave




Shallow	37459	198.00	5.83 (148)	1.6
Deep	37221	291.00	5.83 (148)	1.6

Pixel



Deep	37226	198.00	5.83 (148)	1.6
------	-------	---------------	------------	-----

Tile-In



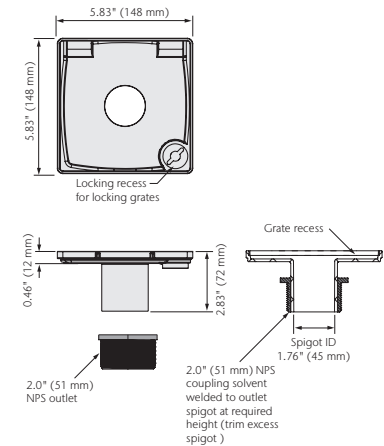
Part No.	Price \$	Length in (mm)	Weight lbs
37229	221.00	5.91 (150)	2.0

Tile tray and stainless steel drain body are packaged as a set.

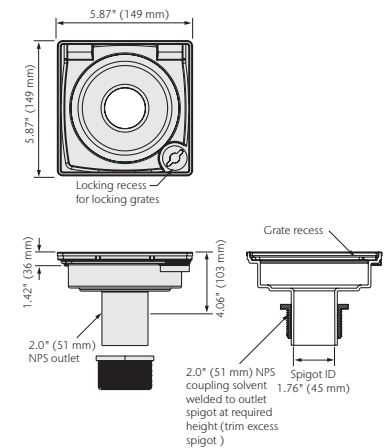
Includes:

- ShowerDrain body-chrome plated
- ABS body with stainless steel trim
- Stainless Grate
- 2" Threaded Couplers

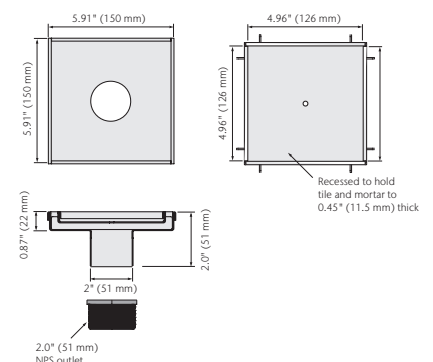
Plastic Shallow Drain Body



Plastic Deep Drain Body



Stainless Steel Tile-In Drain Body & Tray



Custom Fabrication

Customization Options

- Custom length channels from 59"–10'
- Custom outlet locations on standard or custom length channels (minimum 3" from either end)
- Custom outlet type (vertical or horizontal)
- Multiple outlets can be located within the channel
- Stainless Steel-Polished Finish

Terms & Conditions

- Grates are not customizable and standard grates will be used
- 2" diameter outlets only at any location within the channel
- Polished finish - Stainless Steel only
- Minimum 5 week lead time from date of PO
- Call for pricing of orders over 5 custom units or longer than 10'
- Custom orders are non-refundable, non-returnable; all sales are final

Custom Channels

	Length in (mm)	Price \$
Custom Plain Edge Channel	16-25 (406.4-635)	1,136.00
Tile Grate	16-25 (406.4-635)	541.00
Linear Grate	16-25 (406.4-635)	708.00

VERTICAL OUTLETS*

	Length in (mm)	Plain Edge Price \$	Flange Edge Price \$	Grates Qty/Channel (mm)
Standard Length	27.55 (700)	1,091.00	1,107.00	1/700
	31.50 (800)	1,099.00	1,116.00	1/800
	35.43 (900)	1,107.00	1,124.00	1/900
	39.37 (1000)	1,116.00	1,132.00	1/1000
	47.25 (1200)	1,133.00	1,149.00	1/1200
Custom Length	55.12 (1400)	1,162.00	1,179.00	1/1400
	58.86 (1495)	1,532.00	1,636.00	1/700, 1/800
	62.80 (1595)	1,544.00	1,650.00	2/800
	66.73 (1695)	1,555.00	1,663.00	1/800, 1/900
	70.67 (1795)	1,567.00	1,678.00	2/900
	74.61 (1895)	1,578.00	1,692.00	1/900, 1/1000
	78.54 (1995)	1,590.00	1,705.00	2/1000
	82.48 (2095)	1,629.00	1,719.00	1/900, 1/1200
	86.42 (2195)	2,352.00	2,403.00	1/1000, 1/1200
	90.35 (2295)	2,985.00	2,888.00	1/900, 1/1400
	94.29 (2395)	2,988.00	2,939.00	2/1200
	98.03 (2490)	2,993.00	2,945.00	2/800, 1/900
	102.17 (2595)	2,998.00	3,052.00	1/1200, 1/1400
	105.91 (2690)	3,003.00	3,058.00	3/900
	110.04 (2795)	3,109.00	3,165.00	2/1400
113.78 (2890)	3,112.00	3,171.00	1/900, 2/1000	
117.72 (2990)	3,117.00	3,175.00	3/1000	

HORIZONTAL OUTLETS**


	Length in (mm)	Plain Edge Price \$	Flange Edge Price \$	Grates Qty/Channel (mm)
Standard Length	27.55 (700)	1,091.00	1,107.00	1/700
	31.50 (800)	1,099.00	1,116.00	1/800
	35.43 (900)	1,107.00	1,124.00	1/900
	39.37 (1000)	1,116.00	1,132.00	1/1000
	47.25 (1200)	1,133.00	1,149.00	1/1200
	55.12 (1400)	1,162.00	1,179.00	1/1400

*Multiple drain outlets may be available

**Stainless steel only

Plus ShowerChannel

Square



Finish	Part No.	Price \$	Length in (mm)	Weight lbs
Brushed Stainless	143150	195.00	27 (700)	3.2
	143151	220.00	36 (900)	3.5
	143152	245.00	48 (1200)	4.5
Matte Black	143170	215.00	27 (700)	3.2
	143171	250.00	36 (900)	3.5
	143172	292.00	48 (1200)	4.5
Satin Brass	143240	302.00	27 (700)	3.2
	143241	353.00	36 (900)	3.5
	143242	416.00	48 (1200)	4.5

ACO Plus ShowerChannel available in complete units only. Complete unit includes:

- Shower channel
- Grate option
- Strainer
- Drain flange
- (2) leveling feet
- Threaded Adapter
- Grate lifting key
- Installation instructions

The 2.0" threaded adapter is compatible with most 2.0" drain flanges, making the product universal and easy to install.

Wavy



Finish	Part No.	Price \$	Length in (mm)	Weight lbs
Brushed Stainless	143155	195.00	27 (700)	3.2
	143156	220.00	36 (900)	3.5
	143157	245.00	48 (1200)	4.5
Matte Black	143175	215.00	27 (700)	3.2
	143176	250.00	36 (900)	3.5
	143177	292.00	48 (1200)	4.5
Satin Brass	143245	302.00	27 (700)	3.2
	143246	353.00	36 (900)	3.5
	143247	416.00	48 (1200)	4.5

Tile-In



Finish	Part No.	Price \$	Length in (mm)	Weight lbs
Brushed Stainless	143145	205.00	27 (700)	3.8
	143146	225.00	36 (900)	4.0
	143147	255.00	48 (1200)	5.0

Plus ShowerPoint

4" Square



Finish	Part No.	Price \$	Length in (mm)	Weight lbs
Brushed Stainless	143125	158.00	3.54 (90)	1.5
Polished Chrome	143126	158.00	3.54 (90)	1.5
Matte Black	143127	158.00	3.54 (90)	1.5
Satin Brass	143128	158.00	3.54 (90)	1.5

4" Tile-In



Finish	Part No.	Price \$	Length in (mm)	Weight lbs
Tile-In	143129	158.00	3.15 (80)	1.2

4" BODY

4" Body complete unit includes:

- Grouting plate
- Strainer
- Point drain body
- Drain flange adapter
- Grate option
- Grate lifting key
- Installation instructions



6" Square



Finish	Part No.	Price \$	Length in (mm)	Weight lbs
Brushed Stainless	37078	246.00	6.0 (150)	3.0

6" Wavy




Finish	Part No.	Price \$	Length in (mm)	Weight lbs
Brushed Stainless	37080	246.00	6.0 (150)	3.0


6" BODY

6" Body complete unit includes:

- Stainless Steel Grate
- ABS Body
- Stainless Steel Lifting Key
- Threaded Adaptor



6" Tile-In











Finish	Part No.	Price \$	Length in (mm)	Weight lbs
Brushed Stainless	37100	89.00	6.0 (150)	2.0

ACO Plus ShowerPoint is available in complete units only.

ShowerDrain Accessories

All accessories apply for Premium ShowerChannel & ShowerPoint products.

	Description	Part No.	Price \$	Weight lbs
	Debris Strainer - Polished Steel*	37381	46.00	0.5
	Debris Strainer - Oil-Rubbed Bronze	37382	55.00	0.5
	PVC Drain Flange*	93871	64.00	1.1
	Cast Iron Drain Flange*	93808	87.00	4.7
	Compression Gasket	93785	20.00	0.5
	Stainless Steel Clad Coupling	93874	40.00	1.4
	Lifting Key*	37339	6.00	0.1
	Leveling Feet	93876	6.00	0.1



ACO Terms & Conditions



Full ACO, Inc. Terms
and Conditions of Sale

PAYMENT - All pricing is in U.S. Dollars.

TERMS - Net 30 days from date of invoice. A service charge of 1.5% per month will be charged on all invoices unpaid 30 days after invoice date (equal to 18% annually).

SUPPLY - All purchase orders will have a 24 to 48 hour processing time.

FREIGHT - F.O.B. ACO.

- Prepaid on orders in the Continental United States of \$5,000 NET or more. Excludes custom orders and orders shipping to Alaska, Hawaii and Export.

MISSING MATERIAL - Missing material must be reported to ACO's Customer Service Department within 48 hours of receipt of shipment.

DAMAGED MATERIAL - Damaged material must be noted on Bill of Lading at final destination point. The receiver must file a freight claim with the carrier. ACO is not responsible for material damaged in transit.

TAXES - All State and Federal taxes are additional.

CHANGES - ACO, Inc. reserves the right to change prices, design, and materials of any products listed at any time.

RETURNS - Purchased material must be returned within 90 days of initial receipt. Returned material is subject to a 35% restocking charge. Prior return authorization (RGA) must be obtained from ACO before any material is shipped. Returned material is subject to the following conditions:

1. All returned material should be in resale condition.
2. Material must be returned to ACO within 30 days of receipt of RGA.
3. All freight costs are the responsibility of those returning material.
4. Products damaged in shipment to ACO ShowerDrain will be noted on Bill of Lading and customer will be notified in order to process their claim with their carrier.
5. Non-standard material cannot be returned for credit.

WARRANTY - ACO, Inc. provides a total coverage warranty on manufacturing and craftsmanship from date of sale on ACO ShowerDrain products, parts and accessories provided that:

1. ACO ShowerDrain products have been installed according to the recommended installation instructions as described in the current ACO Installation Guidelines.
2. ACO ShowerDrain products have been used for a bathroom application, and the unit and its components have not been altered or changed from its original factory condition in any way.
3. Total Coverage Warranty of 25 years on Premium products (Stainless Steel).
4. Total Coverage Warranty of 10 years on Plus Products (Plastic Body).
5. Total Finish Coverage Warranty of 2 years on all applied finishes to Stainless Steel Parts and Accessories.

ACO, Inc.

West Sales Office
825 W. Beechcraft Street
Casa Grande, AZ 85122
Tel: (520) 421-9988
Toll-Free: (888) 490-9552
Fax: (520) 421-9899

Northeast Sales Office
9470 Pinecone Drive
Mentor, OH 44060
Tel: (440) 639-7230
Toll-Free: (800) 543-4764
Fax: (440) 639-7235

Southeast Sales Office
481 Munn Road
Suite 225
Fort Mill, SC 29715
Toll-Free: (800) 543-4764
Fax: (803) 802-1063

info@acousa.com
www.acobd.com

© March 2024 ACO, Inc.

All reasonable care has been taken in compiling the information in this document. All recommendations and suggestions on the use of ACO products are made without guarantee since the conditions of use are beyond the control of the company. It is the customer's responsibility to ensure that each product is fit for its intended purpose and that the actual conditions of use are suitable. ACO, Inc. reserves the right to change products and specifications without notice.

Print #SD800

ACO. we care for water

